



NTSC U/C

PlayStation®



SLUS-00373
PSX-3960.221.US

STARRING

BRUCE WILLIS

APOCALYPSE™

ACTIVISION®

WARNING: READ BEFORE USING YOUR PLAYSTATION® GAME CONSOLE.

A very small percentage of individuals may experience epileptic seizures when exposed to certain light patterns or flashing lights. Exposure to certain patterns or backgrounds on a television screen or while playing video games, including games played on the PlayStation game console, may induce an epileptic seizure in these individuals. Certain conditions may induce previously undetected epileptic symptoms even in persons who have no history of prior seizures or epilepsy. If you, or anyone in your family, has an epileptic condition, consult your physician prior to playing. If you experience any of the following symptoms while playing a video game – dizziness, altered vision, eye or muscle twitches, loss of awareness, disorientation, any involuntary movement, or convulsions – IMMEDIATELY discontinue use and consult your physician before resuming play.

WARNING TO OWNERS OF PROJECTION TELEVISIONS:

Do not connect your PlayStation game console to a projection TV without first consulting the user manual for your projection TV, unless it is of the LCD type. Otherwise, it may permanently damage your TV screen.

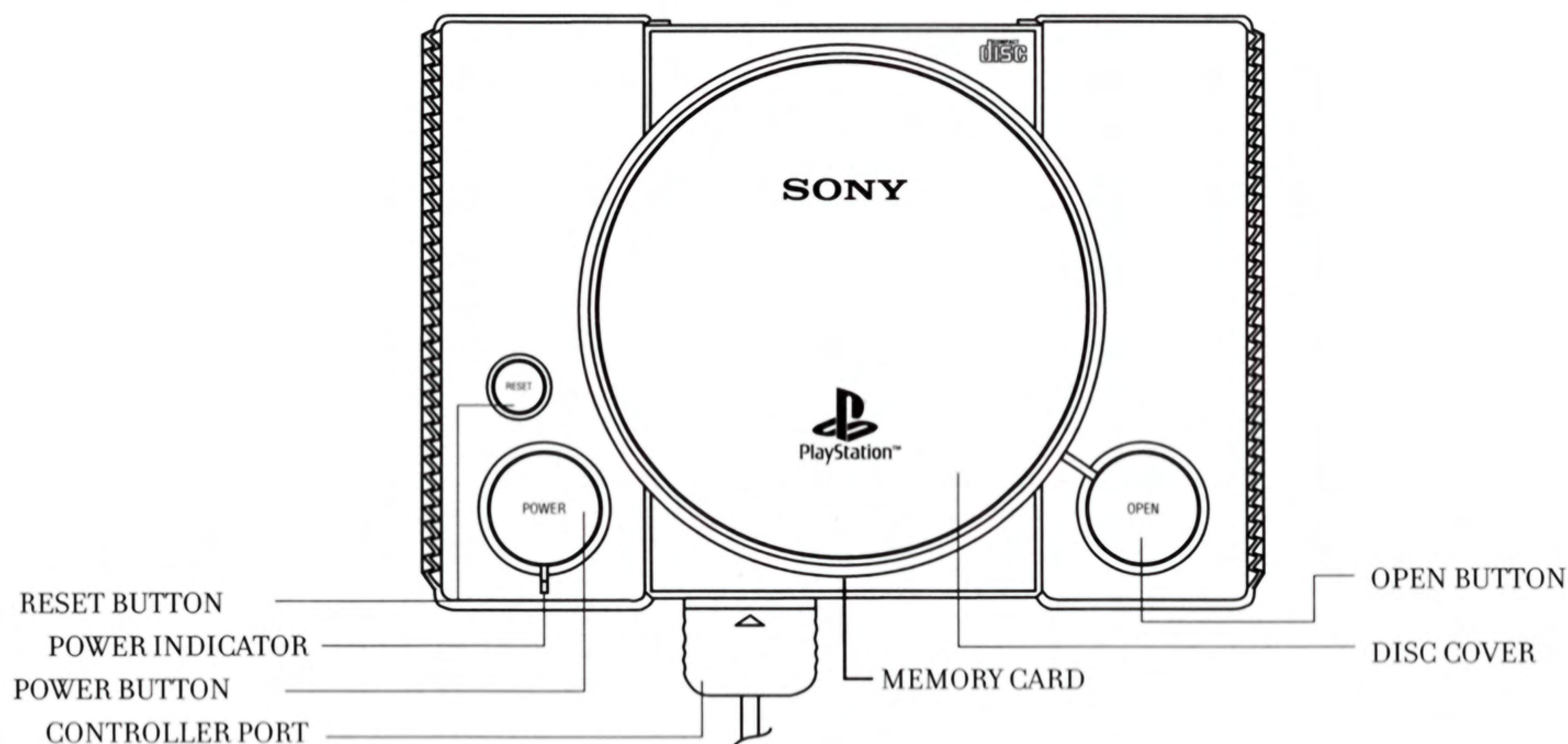
HANDLING YOUR PLAYSTATION® DISC:

- This compact disc is intended for use only with the PlayStation® game console.
- Do not bend it, crush it or submerge it in liquids.
- Do not leave it in direct sunlight or near a radiator or other source of heat.
- Be sure to take an occasional rest break during extended play.
- Keep this compact disc clean. Always hold the disc by the edges and keep it in its protective case when not in use. Clean the disc with a lint-free, soft, dry cloth, wiping in straight lines from center to outer edge. Never use solvents or abrasive cleaners.

TABLE OF CONTENTS

Starting Up	2
Game Controls	3
Main Menu	5
Options Screen	6
The Game	8
HUD	9
The Arsenal	9
Power-Ups	12
Precursor to the Apocalypse	13
Characters	15
Credits	18
Customer Support	22
Software License Agreement	23

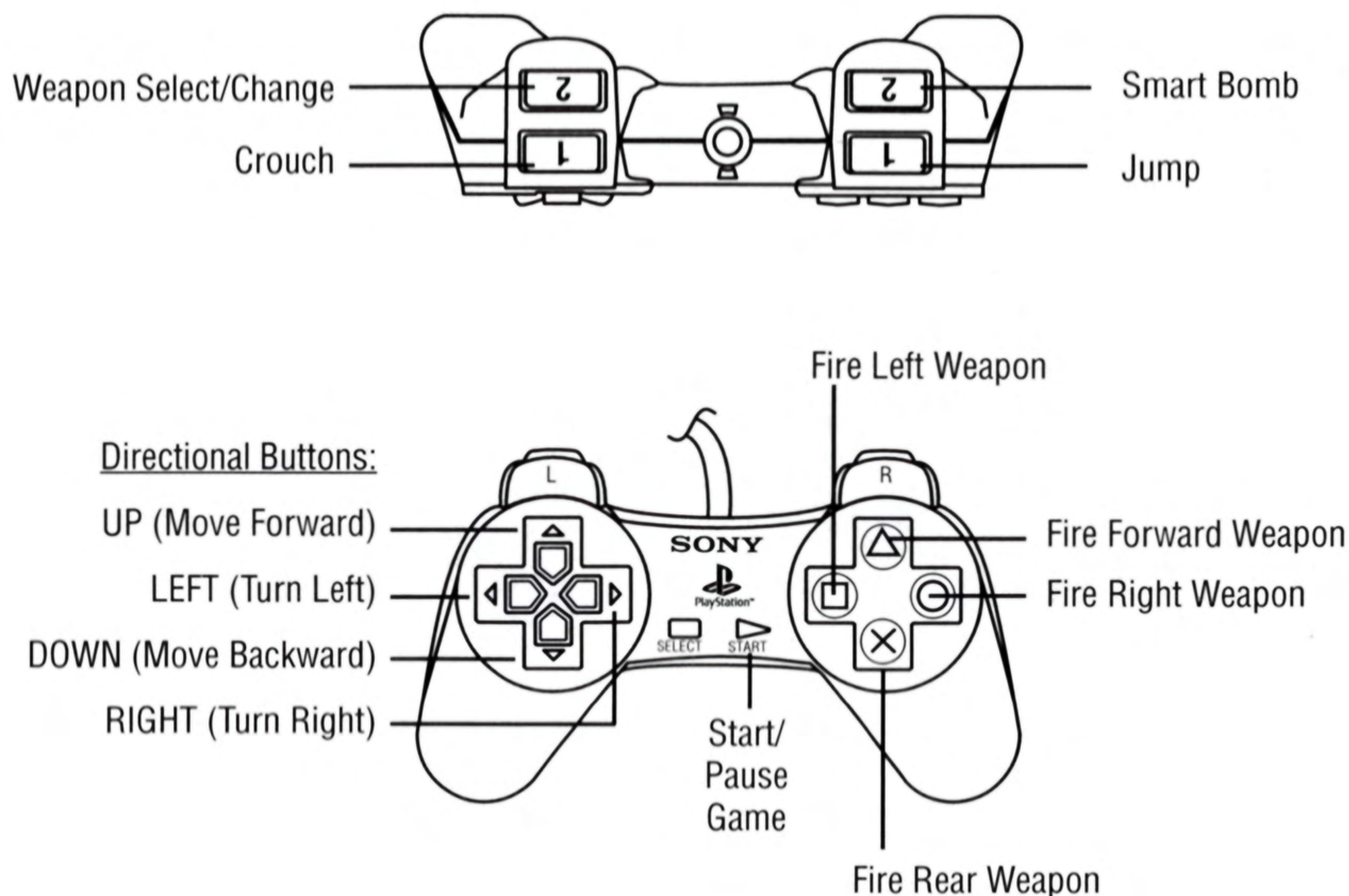
STARTING UP



- Set up your PlayStation[®] game console according to the instruction manual.
- Make sure the power is off before inserting or removing a compact disc.
- Insert the Apocalypse disc and close the disc cover.
- Insert game controllers and turn on the PlayStation game console.
- Follow the on-screen instructions to start a game.

GAME CONTROLS

The default controller configuration is shown here. All references to button selection in this manual refer to the default controller configuration. You can change the controller configuration in the Options screen which is accessed via the Main Menu screen (see page 5).



DIRECTIONAL BUTTON

To select menu options, use the directional buttons up/down to navigate through the menu options, highlight the desired option, and press the X button to accept. Note: Apocalypse supports a

number of popular analog controllers. However, this section defines commands only for the standard PlayStation controller. If you want to play with an analog controller, refer to the analog section (see page 7). To change the default controller configuration, refer to the Options section (see page 5).

GAME RESET

To abort a game in progress, press the Start button to pause the game. Choose Quit from the menu to return to the Apocalypse title screen.

MAIN MENU

NEW GAME

Choose New Game at the Main menu to start a new game using the currently selected options.

LOAD GAME

Choose Load Game at the Main menu to load a previously saved game from the memory card. In the Load Game screen, select the name of the saved game file you would like to load and press X. The word Empty indicates that there is no saved game in that particular slot.

OPTIONS

Choose Options to access the Options menu. In the Options menu you can adjust the difficulty setting of the game and the sound volume, configure your controller, or access other various options by selecting **Misc Options**. From the Miscellaneous Options screen you can view the credits and the opening movie, reset all options to their default configurations, center the game screen, and calibrate your analog controller (this is only for non-dual shock analog controllers).



OPTIONS SCREEN

DIFFICULTY

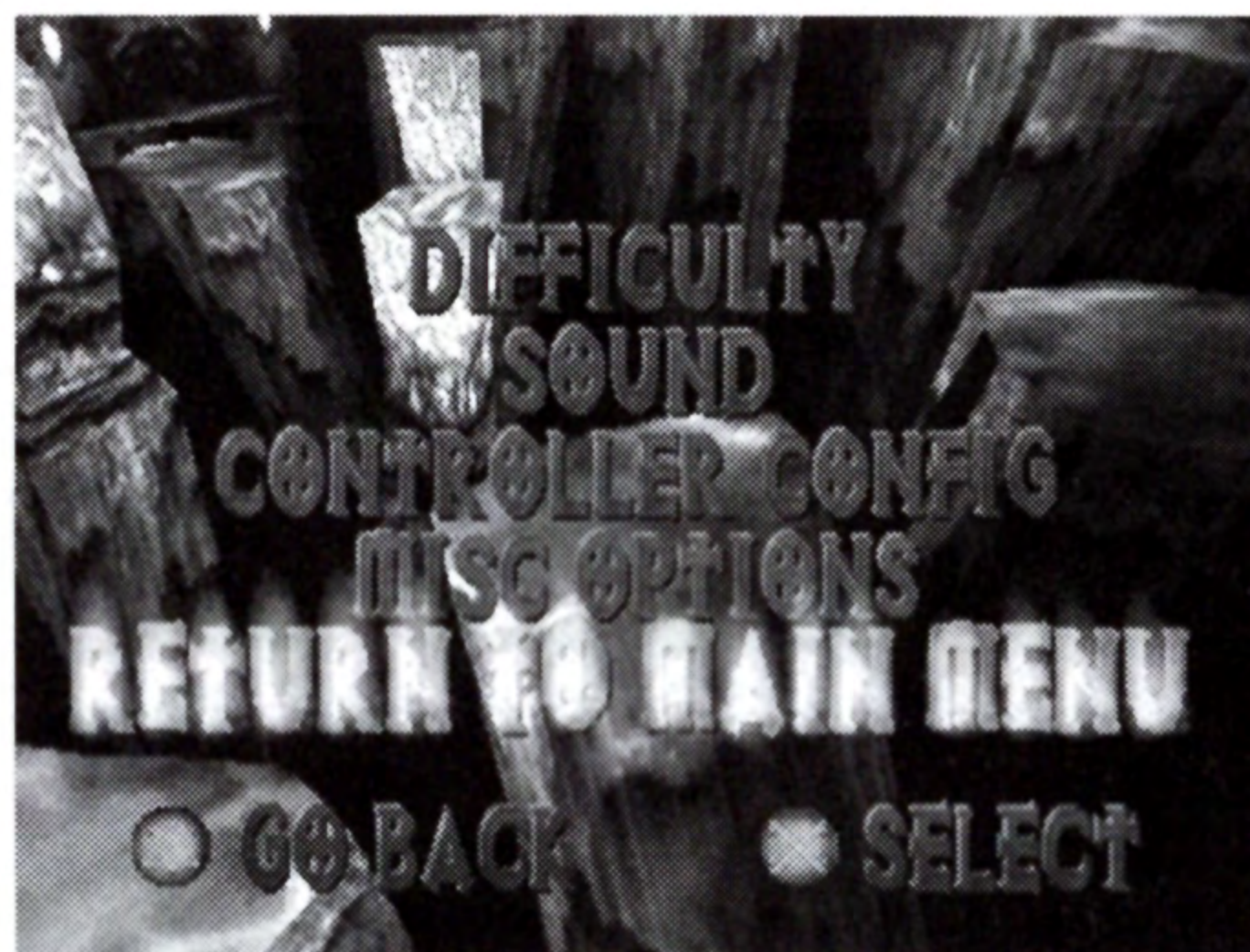
Choose Difficulty to adjust the difficulty setting for the game. You can choose between Easy, Normal, and Hard.

SOUND

Choose Sound to adjust the volume of the sound effect, music, and voices in the game.

CONTROLLER CONFIGURATION

Choose Control Config to alter the control buttons in the game. In Apocalypse, the move and shoot control is always the same in every configuration – you move with the Directional button and shoot with the X, □, △, and O buttons. Only the L1, L2, R1, and R2 can be customized. To change the function of one of these buttons, select an action using the up/down Directional buttons, then press the button you to which you would like to re-map that action. Choosing Reset to Defaults returns the L and R buttons to their original configuration.



VIEW CREDITS

Choose **View Credits** to see the people behind the scenes.

VIEW INTRO

Choose **View Intro** to see the opening movie.

RESET TO DEFAULTS

Choose **Reset to Defaults** to revert all menu options to their original settings.

CENTER SCREEN

Choose **Center Screen** to adjust the game screen to better fit on your particular TV monitor. Use the Directional Buttons to adjust the screen. Press the \times button when finished.

CALIBRATE ANALOG CONTROLLER

Apocalypse supports analog controllers. To calibrate an analog controller, follow the on-screen instructions. Apocalypse also supports the Dual Shock™ Analog Controller. The Dual Shock™ Analog Controller is auto-calibrating, therefore Calibrate Analog Controller will not appear as an option if a Dual Shock™ Analog Controller is plugged into Controller port 1.

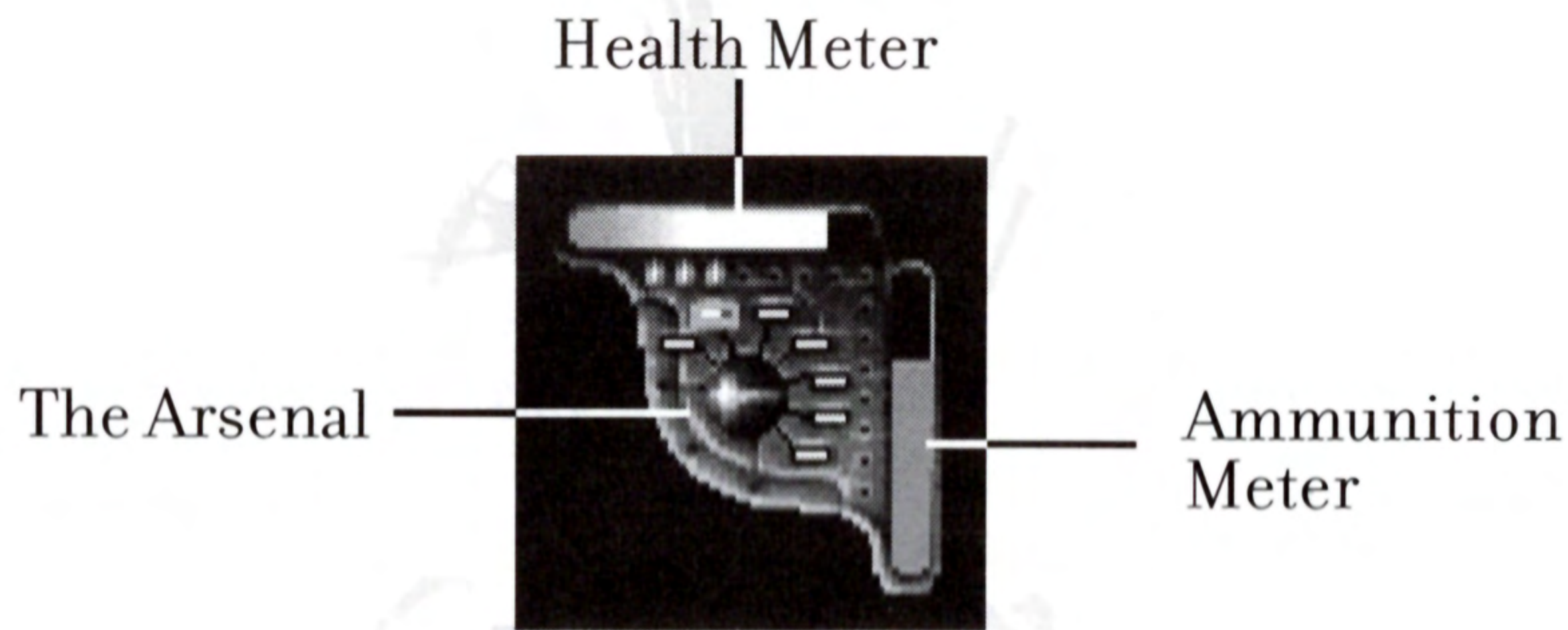
THE GAME

The Apocalypse world is not a friendly one. You, as Trey Kincaid, must fight your way through sewers, factories, and rooftops (to name a few) in your journey to defeat the Reverend. Of course, to defeat this barbarian you must defeat his Four Horsemen: Death, Plague, War, and the Beast. The key to successfully completing each level is simple — kill everyone and everything that's out to get you. You must protect yourself from the Reverend's minions. He will send all of them after you. Don't feel bad, you're doing them a favor. They live in hate and misery.

Weapons and power-ups can be found throughout each of the levels. You'll need these in order to successfully navigate through all of the levels and defeat the bosses. Health power-ups can make the difference between success and failure when the Reverend's forces attack en masse. Certain weapons are more effective against certain enemies, so be sure to pick them all up and try them out.

Good luck... You'll need it. Don't forget — shoot first, ask questions later.

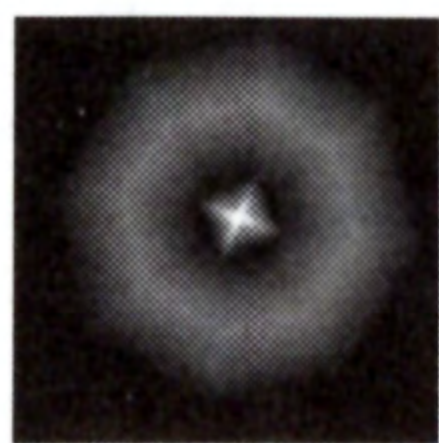
HUD



THE ARSENAL

MACHINE GUN

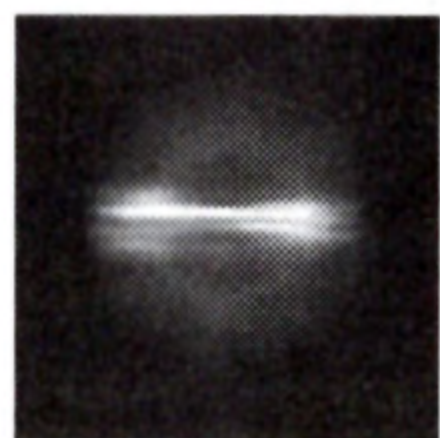
This gun is not only the mainstay of your arsenal, it is also a technological wonder providing an unlimited supply of ammunition. While it is the least powerful of your weapons, it is the most reliable.



PULSE LASER

Firing rapid bursts of lethal green energy, the Pulse Laser is great for quickly dispatching hordes of enemies. Unfortunately, the increased fire rate of the weapon also depletes the supply of ammunition in a short amount of

time. Use your nano-tech skills to create this weapon from the Pulse Laser power-up materials found throughout some of the levels.



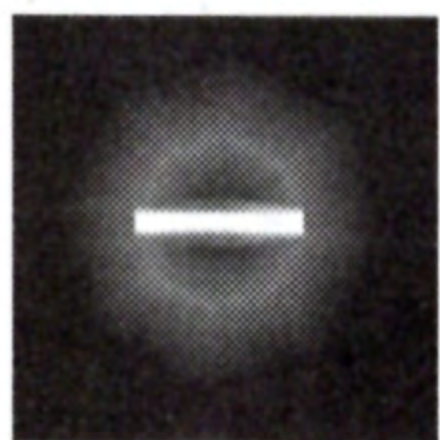
FLAMETHROWER

There is nothing like a having a barbecue... especially when you have the Flamethrower in hand. As the name implies, this baby shoots a thirty-foot flame at your chosen target. Enemies caught within the heat of this portable furnace will often combust into a fiery ball. This weapon really makes you feel the burn!



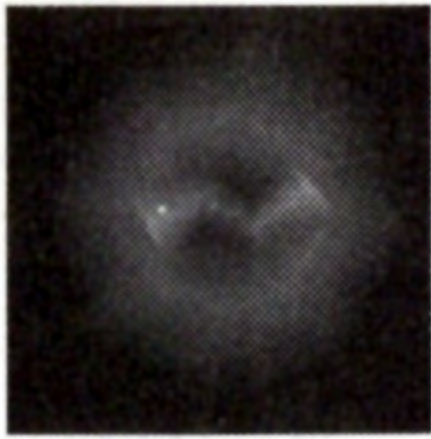
HOMING MISSILE

This weapon is ideal for nailing those hard-to-reach enemies. Simply fire the Homing Missile in any direction and it will seek out the nearest hapless enemy with a vengeance. Wham, bam, thank you, ma'am!



PARTICLE BEAM

If you want to shine a little light into someone's soul, and we mean it literally, the Particle Beam is the way to go. This weapon fires a fatal orange beam of energy that can cut through almost any opponent. The Particle Beam is so powerful, it can slice an enemy clean in half. Okay, so it's not so clean...



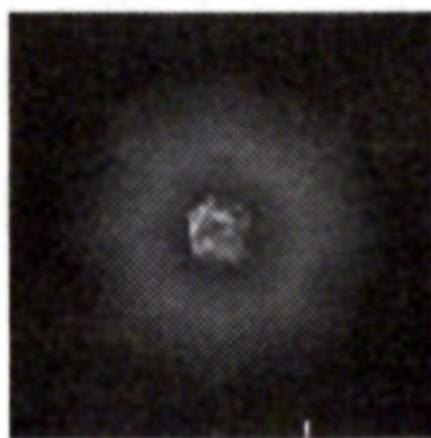
RIP LASER

Purple arcs of lightning shoot from this handy little weapon, electrocuting those caught in its path. This weapon is effective in taking out solitary enemies, but the smell afterward may leave something to be desired.



ROCKET LAUNCHER

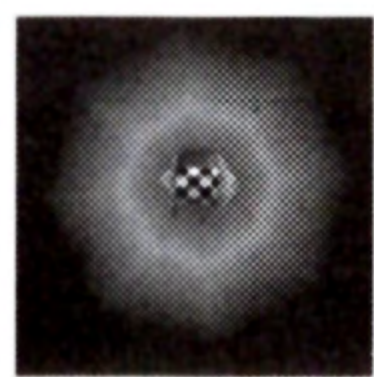
The Rocket Launcher fires Hermes 9 energy rockets that explode in a ball of fusion upon contact with any surface. Those that are unlucky enough to be caught within the blast radius take a considerable amount of damage. Let's just say that you should keep your distance when you fire off one of these babies.



GRENADE LAUNCHER

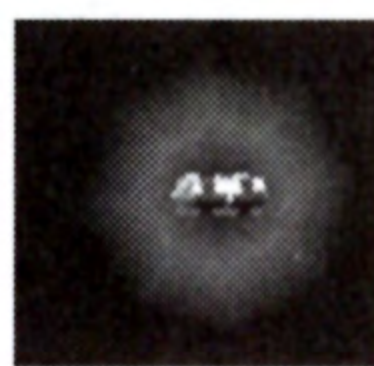
One way to take out a guy trying to hide behind some obstacle is to lob a grenade right onto his lap. The Grenade Launcher is perfect for this. Give 'em a real lap dance, heh heh heh...

POWER-UPS



SMART BOMB

When you begin each level, you will start with three Smart Bombs. These are weapons you can use to clear out all the enemies who are within close range. The closer the enemies are, the more damage the Smart Bomb will inflict. The Smart Bomb can kill enemies and deflect enemy fire. These power-ups are hidden throughout the game and are essential to your success.



SMALL HEALTH

Small Health power-ups increase your health meter by 20%. These power-ups can be found throughout all the levels.



MEDIUM HEALTH

Medium health power-ups are a little harder to find, but well-worth the effort. They increase your health meter by 50%. These power-ups are absolutely necessary for your survival in some of the tougher sections of the game.



FULL HEALTH

Full health power-ups fully replenish your health meter. These are difficult to find but extremely useful. Stay alert as these power-ups are well-hidden. Blink and you might pass by one.

PRECURSOR TO THE APOCALYPSE

The future is a troubled place of seething masses and conflicting ideas. Sprawling metropolitan landscapes cover the earth. These industrial gothic centers rumble with internal chaos and external strife. Religion and Science have become the world's dominant cultural forces, each offering their own version of salvation. These two opposite pillars of life battle for disciples as humanity verges on the breaking point. Science seeks the answers to life in technology while Religion condemns it as the sure path to Armageddon.

For a while, Science seems close to proving technology is the answer to the complexities of modern life. Through the research of brilliant scientists, cloning, cold-fusion, and nano-technologies are no longer the stuff of science fiction. The miracles that Science has promised are inevitable.

Violently opposed to such progress is a mysterious figure known only as the Reverend. The Reverend is a false prophet who evangelizes his version of the gospel to a world teeming with lost souls. Desperate men and women latch onto his teachings by the billions. The Reverend preaches that the approaching scientific breakthroughs are an offense against the one true God and declares science to be blasphemy. He seeks to suppress all scientific progress as tools of Satan. With the President of the United States as a close

personal friend, the Reverend succeeds in having all scientific research banned. The anti-techno dogma of the Reverend has prevailed.

After eliminating all opposition, the Reverend proceeds with his true intentions. He turns to the same technology that he has publicly condemned to perpetrate evil. It is, ironically, the tools of forbidden science which will enable the Reverend to conjure up his own version of the Apocalypse. He can no longer wait for Judgment Day to arrive, it must take place immediately. This depraved cleric is planning the deaths of billions in a grand genocidal event that will leave the earth in smoldering ruins. The Reverend tells his followers that the Four Horsemen of the Apocalypse walk among them. Death, Plague, War, and the Beast are the heralds of the coming Judgment Day. The world is mesmerized by the Reverend and his fabled Horsemen. Will Judgment Day truly arrive as he has prophesied?

Only one man has an inkling of what the Reverend has in store for the world. He's a lone tech-renegade on the run named Trey Kincaid. Trey is a brilliant scientist whose rebellious ideas and breakthrough work in nano-technology have finally brought that fringe science beyond the prototype stage. At last, mankind is capable of creating complex machinery on the molecular level. Trey knew his experiments would one day provide the world with an answer to its prayers. But Trey's dreams are shattered when science is banned. The Reverend's thug "disciples" break into Trey's lab,

steal his research, and massacre his coworkers. Trey is captured, but not before he learns the truth.

While the Reverend was also decrying Science as the work of the devil, he was also secretly following Trey's research. With the information his thugs have stolen from Trey's lab, the Reverend plans to use his newly developed nano-tech resources to bring to life his own revelatory version of the Four Horsemen of the Apocalypse.

The end of the world is at hand, and the only true hope for mankind's salvation is Trey Kincaid.

CHARACTERS

MARY MAGDALENE

Mary Magdalene is a sexy rock diva with a global following. Her curvaceous body is always wrapped in skin-tight fashions of leather and automated nano-fiber. Mary's performances burst ear drums and break hearts from Maine to Morocco. During the height of her popularity, Mary died under mysterious circumstances. Her corpse was stolen from the morgue by devoted fans. But she turned up several days later alive and well. Mary looked sexier than she had in years. Apparently, it was just the latest publicity stunt from rock 'n roll's most controversial siren. She is just as popular as ever, even as her once easygoing lyrics have taken a turn to the dark side. Some

have accused her of delivering the Reverend's fatalistic message to the unwashed masses. One thing everyone agrees on is that when Mary grinds her sinful curves against her guitar and roars to the audience about the coming Apocalypse, doomsday doesn't seem so bad after all.

THE PRESIDENT

As the leader of the world's economic and military superpower, the President of the United States is the most powerful man in the world. His rise to power was as surprising as it was meteoric. He was a humble mayor of a small southern city until he was befriended by the Reverend who brought him instant international recognition. He won the presidency largely on the support given to him by the Reverend. The Reverend's millions of followers cast their vote for him after he was publicly endorsed as the only candidate who could save the country from drowning in its own moral turpitude. Ever thankful and indebted to the Reverend for bringing him to the ultimate seat of power, the President never makes a move without consulting his mysterious and powerful ally.

RAFER

Countless wars have turned the world into an endless battlefield. Amidst all the death and mayhem, one man has reaped immense profits. Rafer is the biggest arms dealer the world has ever seen. His monolithic War Factory alone produces more than ninety percent of

all the world's weaponry. Rafer is constantly searching for the next high-tech weapon of mass destruction to satisfy the bloodthirsty demands of warmongers, gangsters, politicians, religious zealots, and street thugs. His weapons can be found everywhere from blood-soaked war zones to elementary school playgrounds. He feels no responsibility or remorse for his role in the carnage that his weapons have wrought. Rafer has no loyalty to country or ideology. Greed is his religion.

LARRY

Larry is a science prodigy and Trey Kincaid's faithful lab assistant at the science research facility. He's skinny, shy, and has glasses that make the lenses on the Hubble Telescope look thin. Although barely past his teens, Larry is exceptionally gifted and dedicated to scientific research to the exclusion of all else. His family and friends worry that he doesn't get out enough (Larry's idea of hot and heavy is atomic fission). He is the ultimate gearhead. He shares Trey's vision and has pledged to devote his scientific skills to make the world a better place. Despite his genius-level intelligence, Larry is still young and impressionable. Fortunately for Larry, Trey has taken him under his wing as he would have been easy prey for someone with less noble intentions.

CREDITS

DEVELOPED BY NEVERSOFT ENTERTAINMENT

Production: Mick West, Joel Jewett
Programming: Dave Cowling, Mike Day, Kendall Harrison, Jason Keeney
Artwork: Chris Ward, Noel Hines, Mark L.Scott, Silvio Poretta
Design: Jason Uyeda, Chad Findley, Aaron Cammarata
Support: Lisa Edmison, Sandy Newlands, Christer Ericson

PUBLISHED BY ACTIVISION, INC.

Producer: Dave Stohl
Creative Executive: Scott Pease
Associate Producer: Jenny Park
A.P. Localizations: Brian Clarke

MOVIES

Cut-Scene Movies: Equinox Digital Entertainment
Equinox Artists and Animators: Ben Cheng, Andy Chung, Karen T. Delgadillo, Anthony Fung, John

Grebas, Brian Heins, Aryeh Richmond, Sean Ro, Amie Haemi Yi

Movie Scoring and Sound Effects:
Tommy Tallarico Studios

Game Scoring: Doxon Entertainment,
Jeehun Hwang

Motion Capture: hOuse of mOves

Bruce Willis Head Model: Viewpoint
Data Labs, Jason Turner

Bruce Willis Dialogue Recording and
Editing: Soundelux Media Labs

Movie Screenplay: Jesse Alexander,
Christian Gossett, Margaret Stohl

Motion Capture Actors and Voice-Over
Talent:

BRUCE WILLIS as Trey Kincaid

POE as Mary Magdalene/Plague

JOE FRANK as The Reverend and
Larry/Death

TOM WYNER as Rafer/War and
The President/Beast

Additional Motion Capture Actors:
Barton Smith, Christian Gossett,
Margie Luke

Art and Sound: Activision Studios
Conceptual Artwork and Character
Design: Christian Gossett, Robert
Brown, James Clyne
Animation and Compositing: Larry
Paolicelli, David Dalzell
Video Post-Production: Chris Hepburn,
Matt Stubbs
Audio Post-Production: Kenny Ramirez
Sound Engineering: Michael Schwartz,
Brian Bright

MUSIC

Music Supervision by: Gametraxx
Music Supervisors: Kelly W. Rogers, Joe
Fischer
In-Game Music Video Editing by: Matt
Stubbs, Chris Hepburn

"CONTROL"

Performed by: Poe
Written by: Poe
Published by: Sony/ATV Tunes LLC
(ASCAP), Apro Poe Go Music (BMI)
Music Video directed by: Mark Z.
Danielewski
"Control" appears on Poe's upcoming
album due out in 1999.
Poe appears courtesy of Fishkin
Entertainment/Atlantic Records.

"WAR?"

Performed by: System of a Down
Written by: Daron Malakian, Serj
Tankian
Published by: Sony/ATV Tunes LLC
(ASCAP), DDevil Music (ASCAP)
Music Video directed by: Michael
Perlmutter
"War?" appears on the debut album
"System of a Down."
System of a Down appears courtesy of
American Recordings by arrangement
with Sony Music New Media Licensing.

"STOOPID"

Performed by: Snot
Written by: Lynn Strait, Mike Doling,
Jamie Miller, John Fahnstock
Published by: Almo Music Corp.
(ASCAP) administers on behalf of Snot
The Best Music
Music Video directed by: Christoffer
Salzbeger
"Stoopid" appears on the Snot album
"Get Some".
Snot appears courtesy of Geffen
Records.

"BACK ON A MISSION"

Performed by: Cirrus

Written by: Aaron Carter, Stephen James Barry, Rene Padilla

Published by: Tola Music (ASCAP), Clanger Songs (BMI)

Music Videos directed by: Jason Farrand, Piper Ferguson

"Back on a Mission" appears on the Cirrus album "Back on a Mission."

Cirrus appears courtesy of Moonshine Music.

"ACCELERATOR"

Performed by: Gearwhore

Written by: Brian Natonski

Published by: Fatal Data (ASCAP)

Music Video directed by: Eric Meagher

"Accelerator" appears on the Gearwhore album "Drive."

Gearwhore appears courtesy of Astralwerks Records.

Soundtrack from APOCALYPSE coming soon! Details will be available at www.activision.com and www.gametraxx.com.

ORIGINAL CONCEPT DEVELOPMENT TEAM

Director: John Spinale

Producer: Michael Kirby

Programmers: Sandy Burusco, Gary Jesdanun, Linus Chen, Ben Diamand, Dan Kamins, Yishai Lerner, Karl Meissner, Tim Perry, Christian Grunca, Brian Jennings

Designers: Hardy LeBel, Jason Weesner, Andy Zavattero, David King

Artists and Animators: Danny Matson, Kevin Cunningham, Boris Nawratil, Gary Brunetti, Junki Saita, Robert DePalma, Tim Hoffman

ACTIVISION, INC.

STUDIO

Senior V.P. of Studio: Alan Gershenfeld

V.P. of Console: Steve Crane

MARKETING & PUBLIC RELATIONS

Director of Console Marketing:

Marc Metis

Associate Product Manager:

William Kasso

Marketing Associate: Alison

Horstmeyer, Serene Chan

Senior Publicist: Julia Roether

CREATIVE SERVICES

Designer: Jim Bridges
Copywriter: Veronica Milito
Production Artist: Ron Graening
Creative Director: Ron Gould
Documentation Manager: Mike Rivera
Manual Layout: Sylvia Orzel

QUALITY ASSURANCE

V.P. Quality Assurance/Customer Support: Jim Summers
Manager Quality Assurance: Dave Arnspiger
Senior QA Project Lead: Marilena "RavenessX" Morini
QA Project Lead: Joe "Lock 'n Load" Favazza
Testers: Mike "Machine Gun" Denny, Aaron "AG" Gray, Hector "Smart Bomb" Guerrero, Robert Hamiter, Darren Harper, Tim Harrison, Eric "RacerX" Koch, Anthony Korotko, Kip Stolberg, Kenneth Chia, Ilya Tchak
External Test Coordinator: Emily Moher
Visioneers: Jeff Sterck, Jon Lenaway, Alan Liebowitz, Danny Elias, Dimitri Zelepuhin, Brandon Lorenz, Rakesh Chilakapati, Pat Klamerus, Jay Heil, Doug Ortano, Tom Pfister, Antonio Phillips, Michael Paul, Helen

Makridakis, Dan Ullmann, James Boone, Judy Gates, Justin Burkman, Elias Jubran, Michael Satornino, Shahab Lashkari, Adnan Chowdhury, Thomas Jason, Craig Lewis, Daniel Atkins

ACTIVISION UK

Sr. V.P. International: Bob Dewar
Marketing Director Europe: Janine Johnson
Sales Director Europe: John Burns
UK Product Manager: Michele Marchand
Localization Supervisor: Nicky Kerth
International Publishing Coordinator: Heather Maxwell

SPECIAL THANKS TO:

Bryant Bustamante, Linus Chen, Sarah Cigliano, Steve Crane, Paul Fishkin, Scott Gershon, Frank Gomez, Jay Halderman, Gary Jesdanun, Kathe Malta, Maddie Nervous, Kramer O'Neill, Larry Paolicelli, Jennifer Pyken, Logan Stormbringer, Murali Tegulapalle, Stacey Ytuarte, Tekla Zorba

CUSTOMER SUPPORT

ONLINE SERVICES WITH ACTIVISION FORUMS, E-MAIL AND FILE LIBRARY SUPPORT

- **Internet:** support@activision.com or <http://www.activision.com>

OTHER CONTACT METHODS

Fax (310) 255-2151, 24 hours a day

Mail Activision, Customer Support, P.O. Box 67713,
Los Angeles, CA 90067

Phone Call our 24-hour voice-mail system for answers to our most frequently asked questions at (310) 255-2050. Or contact a customer service representative at the same number between the hours of 9:00 a.m. and 5:00 p.m. (Pacific Time) Monday through Friday, except holidays.

Proof of Purchase

ISBN 0-87321-174-X



0 47875-55960 8

SOFTWARE LICENSE AGREEMENT

IMPORTANT - READ CAREFULLY: USE OF THIS PROGRAM IS SUBJECT TO THE SOFTWARE LICENSE TERMS SET FORTH BELOW. "PROGRAM" INCLUDES THE SOFTWARE INCLUDED WITH THIS AGREEMENT, THE ASSOCIATED MEDIA, ANY PRINTED MATERIALS, AND ANY ON-LINE OR ELECTRONIC DOCUMENTATION, AND ANY AND ALL COPIES AND DERIVATIVE WORKS OF SUCH SOFTWARE AND MATERIALS. BY OPENING THIS PACKAGE, AND/OR USING THE PROGRAM, YOU ACCEPT THE TERMS OF THIS LICENSE WITH ACTIVISION, INC. ("ACTIVISION").

LIMITED USE LICENSE. Activision grants you the non-exclusive, non-transferable, limited right and license to use one copy of this Program solely and exclusively for your personal use. All rights not specifically granted under this Agreement are reserved by Activision. This Program is licensed, not sold. Your license confers no title or ownership in this Program and should not be construed as a sale of any rights in this Program.

OWNERSHIP. All title, ownership rights and intellectual property rights in and to this Program and any and all copies thereof (including but not limited to any titles, computer code, themes, objects, characters, character names, stories, dialog, catch phrases, locations, concepts, artwork, animation, sounds, musical compositions, audio-visual effects, methods of operation, moral rights, and any related documentation, incorporated into this Program) are owned by Activision or its licensors. This Program is protected by the copyright laws of the United States, international copyright treaties and conventions and other laws. This Program contains certain licensed materials and Activision's licensors may protect their rights in the event of any violation of this Agreement.

YOU SHALL NOT:

- Exploit this Program or any of its parts commercially, including but not limited to use at a cyber cafe, computer gaming center or any other location-based site. Activision may offer a separate Site License Agreement to permit you to make this Program available for commercial use; see the contact information below.
- Sell, rent, lease, license, distribute or otherwise transfer this Program, or any copies of this Program, without the express prior written consent of Activision.
- Reverse engineer, derive source code, modify, decompile, disassemble, or create derivative works of this Program, in whole or in part.
- Remove, disable or circumvent any proprietary notices or labels contained on or within the Program.
- Export or re-export this Program or any copy or adaptation in violation of any applicable laws or regulations.

LIMITED WARRANTY. Activision warrants to the original consumer purchaser of this Program that the recording medium on which the Program is recorded will be free from defects in material and workmanship for 90 days from the date of purchase. If the recording medium is found defective within 90 days of original purchase, Activision agrees to replace, free of charge, any product discovered to be defective within such period upon its receipt of the Product, postage paid, with proof of the date of purchase, as long as the Program is still being manufactured by Activision. In the event that the Program is no longer available, Activision retains the right to substitute a similar program of equal or greater value. This warranty is limited to the recording medium containing the Program as originally provided by Activision and is not applicable to normal wear and tear. This warranty shall not be applicable and shall be void if the defect has arisen through abuse, mistreatment, or neglect. Any implied warranties prescribed by statute are expressly limited to the 90-day period described above.

EXCEPT AS SET FORTH ABOVE, THIS WARRANTY IS IN LIEU OF ALL OTHER WARRANTIES, WHETHER ORAL OR WRITTEN, EXPRESS OR IMPLIED, INCLUDING ANY WARRANTY OF MERCHANTABILITY, FITNESS FOR A PARTICULAR PURPOSE OR NON-INFRINGEMENT, AND NO OTHER REPRESENTATIONS OR CLAIMS OF ANY KIND SHALL BE BINDING ON OR OBLIGATE ACTIVISION.

When returning the Program for warranty replacement please send the original product disks only in protective packaging and include: (1) a photocopy of your dated sales receipt; (2) your name and return address typed or clearly printed; (3) a brief note describing the defect, the problem(s) you are encountered and the system on which you are running the Program; (4) if you are returning the Program after the 90-day warranty period, but within one year after the date of purchase, please include check or money order for \$15 U.S. currency per CD or floppy disk replacement. Note: Certified mail recommended.

In the U.S. send to:
Warranty Replacements
Activision, Inc.
P.O. Box 67713
Los Angeles, California 90067

LIMITATION ON DAMAGES. IN NO EVENT WILL ACTIVISION BE LIABLE FOR SPECIAL, INCIDENTAL OR CONSEQUENTIAL DAMAGES RESULTING FROM POSSESSION, USE OR MALFUNCTION OF THE PROGRAM, INCLUDING DAMAGES TO PROPERTY, LOSS OF GOODWILL, COMPUTER FAILURE OR MALFUNCTION AND, TO THE EXTENT PERMITTED BY LAW, DAMAGES FOR PERSONAL INJURIES, EVEN IF ACTIVISION HAS BEEN ADVISED OF THE POSSIBILITY OF SUCH DAMAGES. ACTIVISION'S LIABILITY SHALL NOT EXCEED THE ACTUAL PRICE PAID FOR THE LICENSE TO USE THIS PROGRAM. SOME STATES/COUNTRIES DO NOT ALLOW LIMITATIONS ON HOW LONG AN IMPLIED WARRANTY LASTS AND/OR THE EXCLUSION OR LIMITATION OF INCIDENTAL OR CONSEQUENTIAL DAMAGES, SO THE ABOVE LIMITATIONS AND/OR EXCLUSION OR LIMITATION OF LIABILITY MAY NOT APPLY TO YOU. THIS WARRANTY GIVES YOU SPECIFIC LEGAL RIGHTS, AND YOU MAY HAVE OTHER RIGHTS WHICH VARY FROM JURISDICTION TO JURISDICTION.

TERMINATION. Without prejudice to any other rights of Activision, this Agreement will terminate automatically if you fail to comply with its terms and conditions. In such event, you must destroy all copies of this Program and all of its component parts.

U.S. GOVERNMENT RESTRICTED RIGHTS. The Program and documentation have been developed entirely at private expense and are provided as "Commercial Computer Software" or "restricted computer software." Use, duplication or disclosure by the U.S. Government or a U.S. Government subcontractor is subject to the restrictions set forth in subparagraph (c)(1)(ii) of the Rights in Technical Data and Computer Software clauses in DFARS 252.227-7013 or as set forth in subparagraph (c)(1) and (2) of the Commercial Computer Software Restricted Rights clauses at FAR 52.227-19, as applicable. The Contractor/Manufacturer is Activision, Inc., 3100 Ocean Park Boulevard, Santa Monica, California 90405.

INJUNCTION. Because Activision would be irreparably damaged if the terms of this Agreement were not specifically enforced, you agree that Activision shall be entitled, without bond, other security or proof of damages, to appropriate equitable remedies with respect to breaches of this Agreement, in addition to such other remedies as Activision may otherwise have under applicable laws.

INDEMNITY. You agree to indemnify, defend and hold Activision, its partners, affiliates, contractors, officers, directors, employees and agents harmless from all damages, losses and expenses arising directly or indirectly from your acts and omissions to act in using the Product pursuant to the terms of this Agreement

MISCELLANEOUS. This Agreement represents the complete agreement concerning this license between the parties and supersedes all prior agreements and representations between them. It may be amended only by a writing executed by both parties. If any provision of this Agreement is held to be unenforceable for any reason, such provision shall be reformed only to the extent necessary to make it enforceable and the remaining provisions of this Agreement shall not be affected. This Agreement shall be construed under California law as such law is applied to agreements between California residents entered into and to be performed within California, except as governed by federal law and you consent to the exclusive jurisdiction of the state and federal courts in Los Angeles, California.

If you have any questions concerning this license, you may contact Activision at 3100 Ocean Park Boulevard, Santa Monica, California 90405, (310) 255-2000, Attn. Business and Legal Affairs, legal@activision.com.

APOCALYPSE

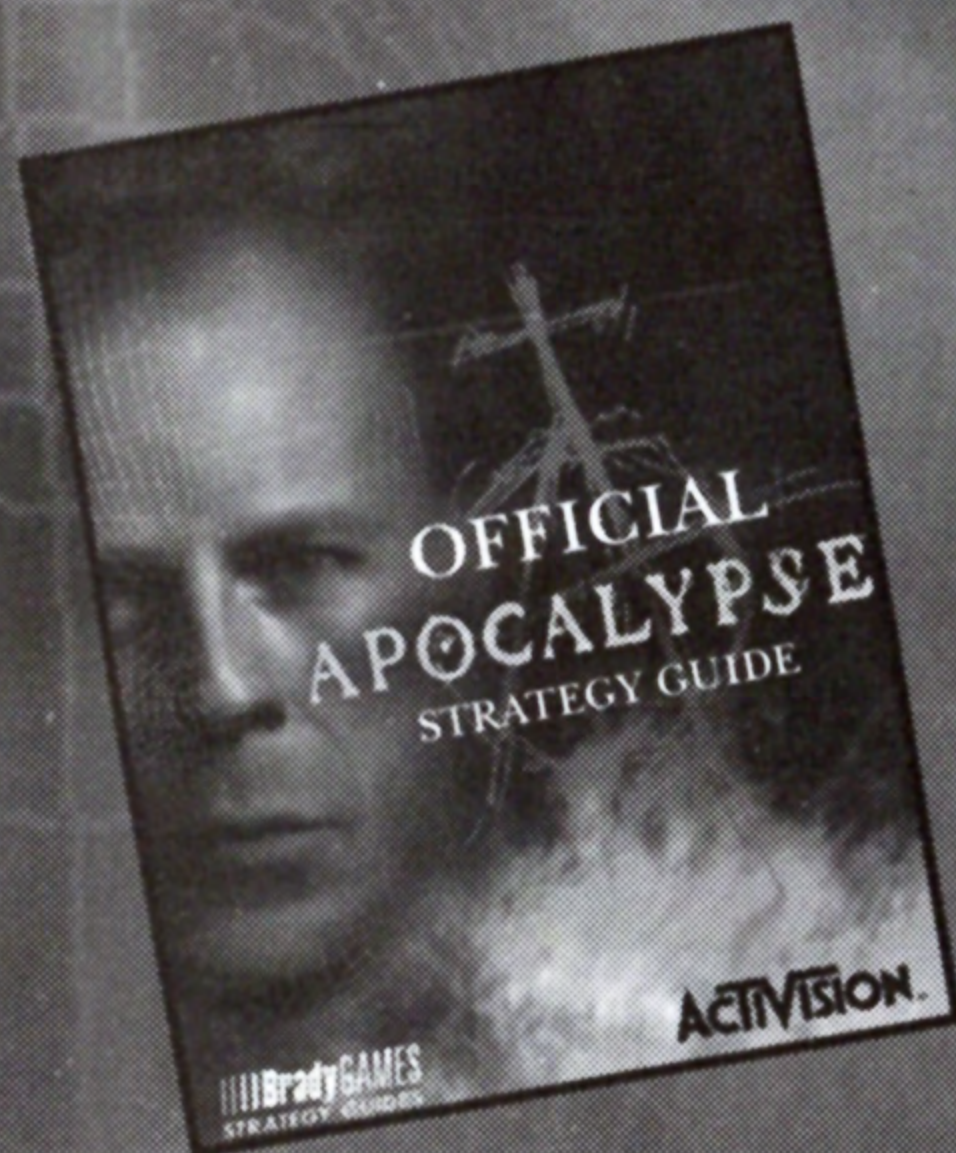
THE BRADYGAMES OFFICIAL APOCALYPSE™ STRATEGY GUIDE OFFERS THE HELP YOU NEED TO SURVIVE THE FINAL CONFLICT WITH:

- ◆ A detailed sector-based walkthrough
- ◆ Maps of all levels
- ◆ Locations of all secret areas and power-ups
- ◆ A listing of all weapons and items
- ◆ Behind the scenes look at turning Bruce Willis into a virtual hero

To purchase BradyGAMES Official Apocalypse™ Strategy Guide visit your local electronics, book, or software retailer or order the book via the web at www.bradygames.com.

ISBN 1-56686-727-4

Price: \$11.99 US / \$17.95 CAN / £10.95 Net UK



ACTIVISION.
www.activision.com


BradyGAMES
STRATEGY GUIDES
www.bradygames.com



SINK YOUR CLAWS INTO KUNG FU ACTION.

TAI FU™

Wrath of the Tiger



AUTHENTIC KUNG-FU ACTION



LEGENDARY ANIMAL CLAN BATTLES



BEAUTIFULLY ANIMATED ADVENTURE

Activision, Inc. P.O. Box 67713, Los Angeles, CA 90067.

Activision is a registered trademark and Apocalypse is a trademark of Activision, Inc. Apocalypse © 1998 Activision, Inc. "Control" by POE appears courtesy of FEI/Atlantic Records and Sony ATV Song LLC. T'ai Fu © 1998 DreamWorks Interactive L.L.C. T'ai Fu is a trademark of DreamWorks Interactive L.L.C. DreamWorks Interactive is a trademark of DreamWorks L.L.C. Published and distributed by Activision under license. All rights reserved. All other trademarks and trade names are the properties of their respective owners.

Licensed by Sony Computer Entertainment America for use with the PlayStation game console. PlayStation and the PlayStation logos are registered trademarks of Sony Computer Entertainment Inc. The ratings icon is a trademark of the Interactive Digital Software Association. Manufactured and printed in the U.S.A. THIS SOFTWARE IS COMPATIBLE WITH PLAYSTATION GAME CONSOLES WITH THE NTSC U/C DESIGNATION U.S. AND FOREIGN PATENTS PENDING.



®

DREAMWORKS
INTERACTIVE™

www.activision.com

ACTIVISION

